

EMBARQ™


Fiberglass Doors with **enVision™** Innovation



A New Way of Thinking

We set out on a journey to develop a new door and it expanded into a complete philosophy of creating unrivaled efficiency in home building products. We call this new way of thinking "*enVision*," and are proud to introduce its first creation: **Embarq**™ – the doorway to innovation and efficiency.







We Reinvented the Door

We started from the inside out to maximize energy savings and reduce thermal loss, resulting in the most energy efficient door in the U.S. market. In fact, this door offers at least **4-times more insulating value than a typical wood door** giving an unprecedented U-Factor of 0.10 - the lowest recorded heat conduction measurement for entry doors in the U.S.



To enhance efficiency and accommodate more insulation, we **thickened the door and sidelites from the standard 1¾" to 2½"** which is 43% thicker than standard exterior doors. We also engineered a **dual perimeter seal** for the entry door to create a superior barrier against drafts and energy leaks.






No One Else


We **custom designed a sweep** to accommodate the Embarq door's added thickness. This creates a new breed of thermal barrier to keep out unwanted elements and uncomfortable temperatures. One more game-changing innovation from ProVia.



Setting A New Standard

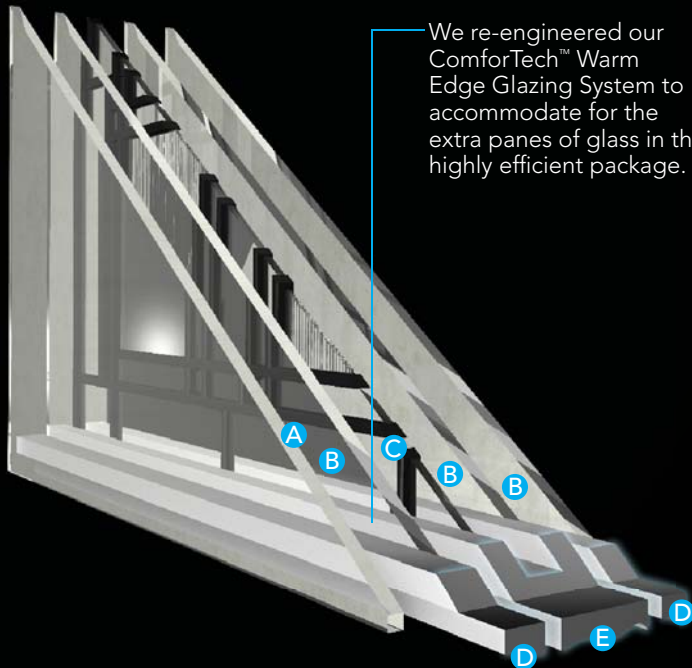


We engineered a channel in the side rails and header of the door to **allow for a larger energy efficient polyurethane core**. Our computer-controlled process fills every crevice with the foam barrier material resulting in a level of energy efficiency unparalleled in the industry.



Not Just Any Glass

Our EnVision innovation and technology has created a revolutionary new design utilizing a **Quad Glass System**. This glass system is only available for Embarq fiberglass doors and sidelites and utilizes the most energy efficient glass package available on the market today. This high performance glass system provides an optimal energy efficiency rating.

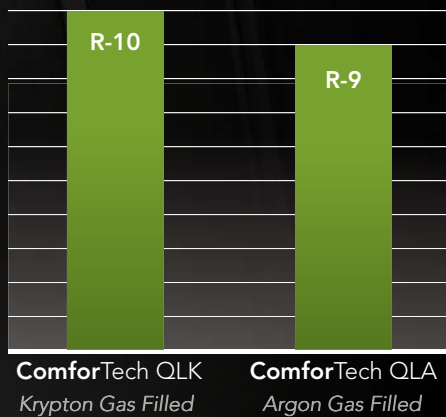


- A** Low-E Glass Surface
- B** Argon Filled Air Space
- C** Decorative Glass Core
- D** Super Spacer®
- E** Tri-Seal Spacer

QLA 1³/₁₆" Insulated Glass Unit

Embarq Glass Package

Center of glass measurements.



Energy Savings - Energy Efficient Glass + Energy Efficient Door = Best product on the market today

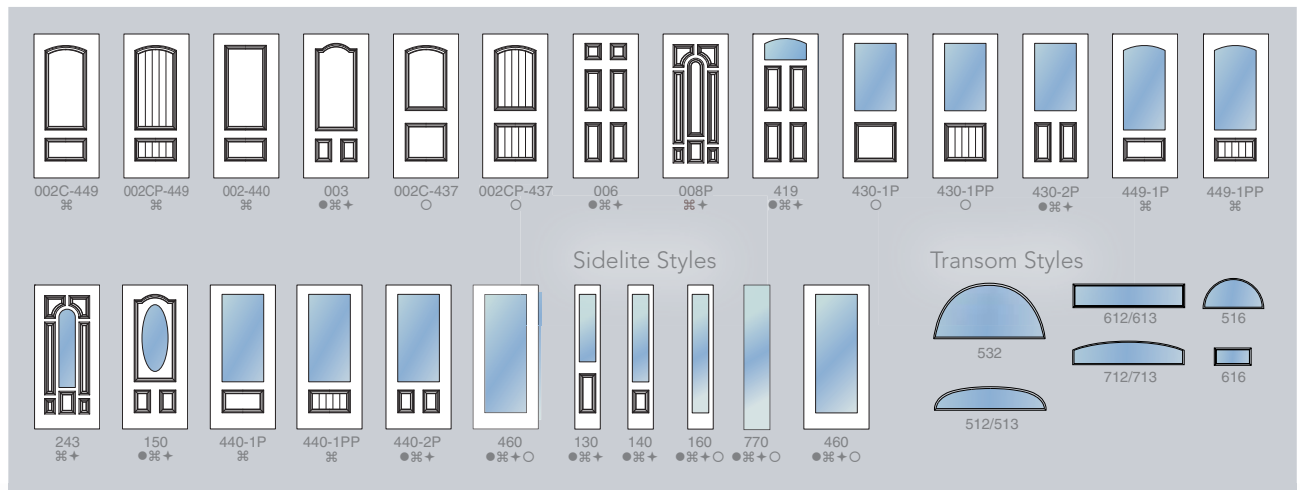
Performs Better - Outperforms the standard Low-E glass package

Beauty - Decorative Glass with Energy Efficiency - what better way to gain curb appeal


Warm Edge Technology - Utilizing the benefits of ComforTech™ Warm Edge Glazing Systems

The Future of Energy Efficiency

Choose from any of these popular door styles:



Embarq doors are available in either **Cherry, Mahogany, Oak or Knotty Alder** Series wood pattern.



You can customize your entry by ordering a different series, style and finish on each side of your door.

*Patented**

Custom Widths & Increased Height

Need a little more height or a little less width? We are pleased to offer customized door and sidelite widths and heights in 1/8" increments up to 84."



All Embarq entry systems are ENERGY STAR® certified

*Patents - USD617005, USD621062, USD621063, USD625837, USD625024



EMBARQ
by Protha

Form & Function

Embarq not only revolutionizes the industry in saving energy, but still maintains all the features and benefits you have come to expect from ProVia.



Rot-resistant **wood frame and brickmold** are end-sealed with a high quality copolymer latex acrylic sealer that prevents water absorption and carry a Lifetime Limited Warranty when used with **PVC vinyl coated aluminum frame cladding** outside.



Lock area is reinforced to provide a solid mounting surface for Emtex® hardware.



Four heavy-duty ball bearing hinges come standard with every Embarq entry system.




We include our **20-gauge security plate** for extra strength and to help prevent kick-ins.




The energy efficient **Q-Lon weatherstripping** runs along the top and sides of the door and interlocks with the **CornerShield™** for the most efficient seal you'll find for keeping moisture, air and dirt out of your home.



The **dust box** in the deadbolt strike provides a barrier to air infiltration while providing a nice appearance that most other door manufacturers don't provide.



Our **2 1/2" casing** conveniently covers paint lines providing a professional installation. **Also available in 3 1/2"**. Choose from Cherry, Mahogany, Oak and Poplar.



We include a **solid brass fully adjustable strike plate** of our own exclusive design. This unique 2-piece construction makes our doors easier to custom fit.



Our exclusive Bronze **Sahara™ heavy-duty extruded threshold** has a 2 3/8" wide thermal barrier wood-look riser that will not warp or rot while providing excellent energy efficiency. On entry systems with sidelites, our continuous threshold improves structural integrity and helps prevent rotting. Also available in Anodized Nickel or Mill finish.



Attention to Detail

Stains are hand-applied by professional craftsmen, many who have been perfecting their work for years, with thousands of finished entry systems under their belt.

DuraFuse™ Stain Finishing System



- 1. P³ Fusion**
Proprietary Preparation Processes ensuring unprecedented finish durability
- 2. Stain Finish**
Hand-applied finish formulated exclusively for ProVia
- 3. UV Resistant Clear Coat**
A layer of 2-part urethane, catalyst hardened clear coat with UV inhibitors is applied
- 4. Oven-Cured**
Clear coat is oven-cured for lasting durability

5. Hand-Sanded

The door is sanded, preparing the surface for the second layer of clear coat

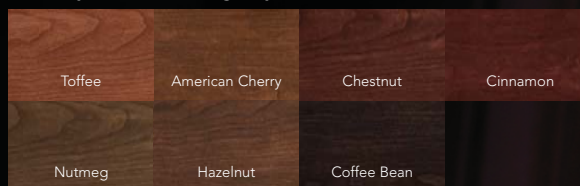
6. UV Resistant Clear Coat

A second layer of 2-part urethane, catalyst hardened clear coat with UV inhibitors is applied

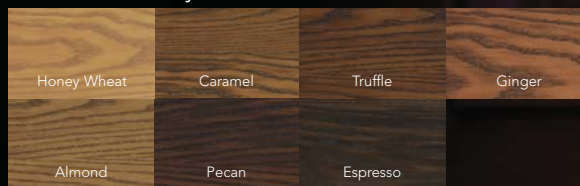
7. Oven-Cured

The door is oven-cured a second time, creating a long-lasting, durable finish

Cherry and Mahogany Stains



Oak and Knotty Alder Stains



To select stain color, refer to our color selector for accurate color representation.

DuraFuse™ Paint Finishing System



- 1. P³ Fusion**
Proprietary Preparation Processes ensuring unprecedented finish durability
- 2. Base Coat (Prime Paint)**
A 2-part urethane, catalyst hardened base coat is applied by a robotic reciprocating paint system
- 3. Oven-Cured**
Base coat is oven-cured for lasting durability
- 4. Finish Coat**
The door is then coated with a 2-part urethane, catalyst hardened finish coat

5. Oven-Cured

The door is oven-cured a second time, creating a long-lasting, durable finish

Cherry, Mahogany and Oak Paint Colors



Limited Colors

Available on entry doors and storm doors.
Matching cladding and caulking not available.

To select paint color, refer to our color selector for accurate color representation.



**10-Year
Finish
Warranty**
for Embarq Fiberglass
Entry Systems

Decorative Glass

Highly skilled craftsmen assemble our decorative glass by precisely cutting, mitering and soldering each component into artistically-designed patterns. Art glass seeks visual character through aesthetic imperfections. Each sheet is unique and adds beauty to any home.



Essence



Cheyenne




Brilliance



Symphony




Tacoma




Barcelona



Tranquility



Jewel



Laurence



Eclipse



Gemstone



Florence



Carrington



Esmond



Somerset



Constance

See our full line catalog for more information and style availability.



Our decorative glass is only available from ProVia.



All our decorative glass includes our **ComforTech Glazing System**.



002CP-449, 160LAU

Privacy Glass

Privacy glass allows light to filter in, while keeping a high level of privacy with Chinchilla, Taffeta, Waterfall, Gluechip and Obscure Pebble glass.



CHINCHILLA

Privacy Rating



TAFFETA

Privacy Rating




WATERFALL

Privacy Rating




GLUECHIP

Privacy Rating



OBSCURE PEBBLE

Privacy Rating



All Privacy Glass includes our **ComforTech Glazing System.**

INSPIRATIONS™

art glass 

For further customization of your entryway, we are offering Inspirations Art Glass for your sidelites and transoms. The design pattern is created on our computer software, and sent to a CNC machine which applies a resin bead that is then color filled by hand. Choose from any of our eleven series.



Vintage




Cosmopolitan



Tulips



Synergy




Harmony



Aztec



Haven



Blossoms



Americana



Harbor



Voyage

See our full line catalog for more information and style availability.



Inspirations Glass is only available from ProVia.



All Inspirations Glass includes our ComforTech Glazing System.





Accent Your Style

Hardware & Accessories

EMTEK® hardware has a unique Interconnect Device offering the security of a locking deadbolt while providing the means for a panic proof exit. Turning the interior knob or lever simultaneously retracts both the deadbolt and passage latches.

Exterior Styles



Melrose Imperial Ribbon & Reed Orleans Marietta

All Emtek hardware is available in these finishes:

Lifetime Bright Brass

Lifetime Satin Nickel

Lifetime Oil Rubbed Bronze

Interior Styles



Egg Shown on Melrose Egg Shown on Marietta Cortina Shown on Orleans Turino Shown on Imperial and Ribbon & Reed

Sometimes the smallest things make the biggest difference. Our solid brass accessories add a lot to the look of your entry system.



3/8" Peepsite



Colonial Door Knocker



Kick Plate



Doors • Windows • Siding • Stone
www.proviaproducts.com

© 2015 ProVia
P-MK-30091-15 • 3/15 2.5M
